

The purpose of this board is to investigate the photographs taken on the day and decide on a theme inspired by our visit to Kew Gardens.

Task	☹️	😊	😄
Kew Gardens title			
Contact sheet of photographs taken at the Kew Gardens visit – print them all, not just the best ones (approximately 30+)			
Using your photos to inspire you, mind map possible theme ideas eg. Flowers, Japanese architecture, cacti, water, animals etc.			
Mood board around chosen theme			
Tonal drawing from photographs (A5)			
Tonal drawing from photographs (A5)			
Painting from photograph (A5) – Acrylic or watercolour			
Monoprint from photos			
Digital manipulations of photos x6			
Mixed-media artwork 1			
Mixed-media artwork 2			

Kew Gardens

Mind map of theme ideas

Contact sheet of photographs from Kew

Mood board of chosen theme

Annotations of photos

Annotation of mood board

Tonal drawing (from photos)

Colour drawing (from photos)

Acrylic OR water-colour painting (from photos)

Monoprint

Annotation

Annotation

Annotation




Annotation

Digital manipulations of photos x6

Mixed-media artwork 1 (from mock)

Mixed-media artwork 2 (from mock)

In this board you will engage with artists and recreate their work. You should show your understanding of the artists work by examining their key features in detail.

Task			
Artist 1 research with images			
Mind map of Artist 1's key features			
Artist 1 response (your theme in the style of the artist)			
Artist 1 research with images			
Mind map of Artist 1's key features			
Artist 1 response			
Artist 1 research with images			
Mind map of Artist 1's key features			
Artist 1 response			
Combined development 1 (combining the ideas of all the artists with your theme.)			
Combined development 1			
A4 mood board of ideas for personal developments			

## Artist Development

Artist 1  
research  
(with images)

Mind map of  
artists' key  
features

Artist  
response

Artist 2  
research  
(with images)

Mind map of  
artists' key  
features

Artist  
response

Artist 3  
research  
(with images)

Mind map of  
artists' key  
features

Artist  
response

Combined  
development 1

Combined  
development 2

A4 mood  
board of ideas  
for personal  
developments  
(next board)

Annotation

Annotation

Annotation

This board is for you to experiment with materials and ideas. You should create artworks in a range of media and develop your own personal style.

Task			
Development 1			
Development 2			
Development 3			
Development 4			
Development 5			
Development 6			
Development 7			
Development 8			
Development 9			
Development 10			
Development 11 (Extension)			
Development 12 (Extension)			

## Personal Development

Development 1	Development 2	Development 3	Development 4
Annotation	Annotation	Annotation	Annotation
Development 5	Development 6	Development 7	Development 8
Annotation	Annotation	Annotation	Annotation
Development 9	Development 10	Development 11 (optional)	Development 12 (optional)
Annotation	Annotation	Annotation	Annotation

# Board 4

This board is leading up to your final piece and should be used to plan what you are going to do for your final artwork. You must demonstrate that you have thoroughly considered how this artwork “realises your intentions” from your developments, meaning is summarises your ideas.

Task			
Mood board of ideas for final piece			
Final development 1 (this piece should directly link with your final piece theme)			
Final development 2			
Final piece idea sketch 1 (with annotation)			
Final piece idea sketch 2 (with annotation)			
Final piece idea sketch 3 (with annotation)			
Final design – tonal (with annotation)			
Colour mock up of final piece			
Photographs of final piece			

